



HOW TO USE Beanstack

DORCHESTER
COUNTY LIBRARY
www.dorchesterlibrarysc.org

DOWNLOAD THE
BEANSTACK APP



WEBSITE VERSION OR BEANSTACK TRACKER APP

<https://dorchesterlibrarysc.beanstack.org>

→The link is also on our webpage under programs, Summer and Winter Reading!

Click Register an Individual or Family.

Click "I am registering myself" and fill out the form.

Make a note of your username/password:

• User Name: _____

• Password: _____

Register for our Winter Reading 24-25 Challenge and/or 1000 Books Before Kindergarten (if you have a child under 5 years old).

Click Next to add additional family members.

Begin tracking your reading by clicking on Log Reading and Activities on the top left of the page.

- Make sure to log "days" for Winter Reading and "Books" for 1000 Books to receive credit for those challenges.

Logging in the web version will only log for a single challenge at a time.



- Use the drop-down menu under your name to switch readers and log for a child's account
- Beanstack will notify you by email if you've won a prize. Or, check "earned badges" in the challenge.
- Select the gear setting (top right of screen) to edit a reader's information, such as an email.

Download the app from your favorite play store Open App, Touch Find Your School or Library.

- Type in "Dorchester County Library." Touch Sign up!
- Follow the prompts to enter a User Name, Email (optional) and Password
- Follow the prompts to complete the Registration for you.
- Touch Add a Reader for additional family members
- Touch Discover at the bottom of the screen to register for the Winter Reading 24-25 Challenge and/or 1000 Books Before Kindergarten (children 5 and younger).
- Touch the + (Plus sign) to log reading. You can scan, search, or manually enter the title. Use Choose reader to log for others.
- Log shows you books and activities you've recorded. Note that logging in the app will count for multiple types of reading (ie "Books" and "Days", while you have to log them separately on the website).

You can switch Readers by touching the initials at the top right of the app screen. You may also add a reader or edit your information from the Account screen.

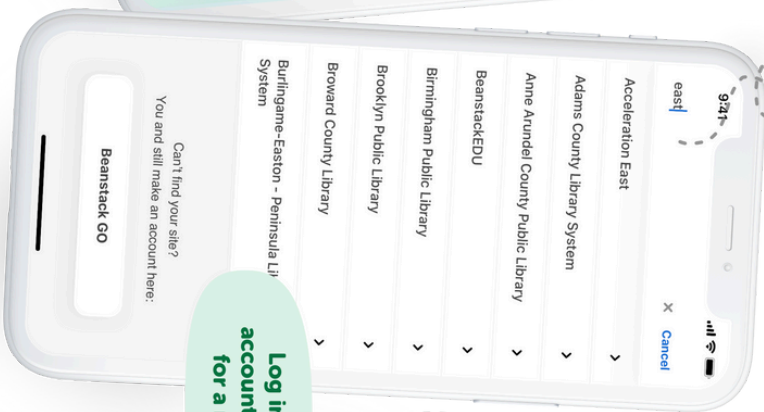
- The Beanstack Tracker App will sync with the web version. If you log on the app, it will also appear on the web version. Make sure you've registered for a challenge for your books to count!



Launch the Beanstack app and select 'At my library, school, or bookstore'



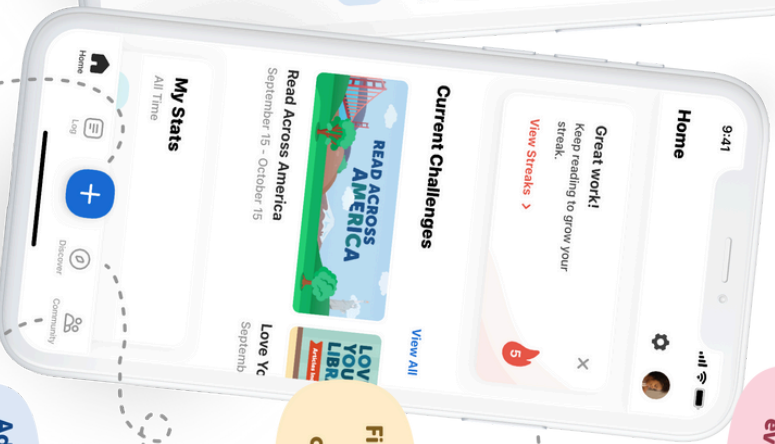
Search for your library or school's name



Log in to your account or sign up for a new one



Earn a streak by reading every day!



Find and join reading challenges

Add friends and compete on leaderboards

Log reading, complete activities, or write reviews

Download the Beanstack app!

